



*Made By Me*<sup>TM</sup>

## PEGBOARD HARDWARE KIT

INSPIRATIONAL GUIDE





## Made By Me™

Pegboards are the superheroes of the organization game. They are popping up throughout the home, creating calm from chaos. They are truly the multi-purpose workhorse of the storage category.

This design guide was developed to help you find the best ways to use your space wisely. with peg-board. Let's start building!



# UNDERSTANDING YOUR PEGBOARD COMPONENTS

Before we get too far into talking about the pegboard, we think it is important for you to understand the components we are talking about. Here are a couple of items we have highlighted here for you.



## WHAT IS A J HOOK?

A J hook resembles the letter J. This is the perfect hook to hang things from. These are great to hang paintbrushes, ribbons, keys, storage bags, tools, utensils, or scissors.



## WHAT IS A SHELF BRACKET?

Not everything you need to organize can be hung on a hook. Some items need to sit on a shelf, so we recommend using a shelf bracket and then buying a simple wooden or acrylic shelf to sit on top for your storage needs.



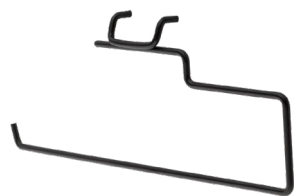
## WHAT IS A SINGLE HANGER?

A single hanger is really just that, a hook that allows you to hang one single item. These differ from the J hooks as they typically provide more stability which can swivel in the hole.



## WHAT ARE PEGBOARD CUP HOLDERS?

Cups are great for organizing groups of items like pens or utensils. These allow you to nest items together in one place and can work in a number of locations beyond the craft room.



## WHAT IS A PAPER HOLDER?

This is a handy pegboard attachment that can hold a handy roll of paper towels, ribbons, washi tapes or a roll of paper.





# LOCATION INSPIRATION

Historically, pegboard was only found over a workbench in the garage; each tool would be lovingly hung in their individual space. Now, homeowners have released pegboard from dark garages and workshops and brought them into the home.

Storage experts will say that you are more likely to keep up a system when it is visual. With cup and bin storage and a variety of hooks and attachments, pegboard provides an easy way to create a visual, curated storage solution in just about any place in the home. The question isn't where can pegboards be used, but rather, where can't they be used?



# KITCHEN



## EASY, VISUAL ACCESS

Julia Child, who brought the love of French cooking to the U.S. was one of the first to originate the idea of using pegboards in the kitchen. She felt that kitchens should be workspaces that did just that, work. She had her husband create a pegboard wall to hang all her pans for easy, visual access. Her kitchen and cooking legacy have landed her pegboard in the Smithsonian Museum in Washington, D.C.

Of course, you don't have to have a museum worthy kitchen to use this handy trick to add space to your kitchen. Adding pegboard in the kitchen is a simple, effective way to sort your kitchen supplies, free up counter and drawer space.

### PRO TIP

Due to steam, water and food spills in the kitchen we recommend Plastic or Stainless pegboard materials. If you want a custom size and would prefer a pressboard or wooden pegboard we recommend painting your pegboard with a finish that is rated for rigorous cleaning. Wood products should not be installed behind ovens or stoves due to their lack of heat resistance.

## INSPIRATION IDEAS

### COFFEE BAR STATION

Install a pegboard above the coffee pot and hang your mugs, coffee measures and other tools. Add a handy shelf or cups to add tea bags, filters, etc. for a one stop solution in the mornings.

### BAKING CENTER

If you enjoy baking, it can be very convenient to have your rolling pin, measuring cups, pie weights and all the things you probably store deep in your cabinets.

### KITCHEN TOOLS STATION


Near the stove, we recommend using a pegboard to store all your kitchen tools like spoons, whisks and spatulas. They can be hung on hooks, put on shelves or organized in cups to get them out of the drawers for fast access and easy visibility.

### SPICE STATION

Using baskets or hooks line up your spices on a pegboard in a location that is easy to access from the stove/oven, but isn't directly over it. The heat of the oven will cause your spices to degrade more quickly than they should.



# LAUNDRY & MULTI-PURPOSE ROOMS



## SELF SERVICE

Let's face it. No one really loves doing laundry and if you are doing laundry for more than yourself, you will need a series of items to remove stains, retain all the change you have emptied from pockets and the lint your dryer has generated. Additionally, many folks don't just keep laundry items in their laundry room. Often, this room is the catch all spot for the family pet, the cleaning supply destination for the house, and much more. If your space is organized, everyone can self service to find that missing sock they didn't get back from laundry day or ensure that the dog treats are easy to spot. Here's to an organization tool bring a little more joy to laundry day!

**PRO TIP**  
If you are looking for heavy item storage, use either a wood item that is rated for the weight you are expecting to store or opt for plastic or metal peg board. If you are simply looking for a family friendly service station to invite other members of the family to do laundry, you might option for a color coordinated look to designate each family member.


## INSPIRATION IDEAS

**LAUNDRY STATION**  
Install the pegboard of your choice and add shelves for jars to include your favorite laundry detergents, spot removers, dryer sheets and perhaps a small bin to collect lint.

**CLEANING CENTER**  
There are always a segment of items you don't know quite where to put in your house. Your mop, duster, broom, dustpan and even a step ladder usually is inside somewhere, but not grouped in a go-to space. Using pegboard and hooks, you can collect them all in one place and make sure they return to their home as well. Additionally, you can always add a roll of paper towels for the mess that your roommates are furiously trying to clean up before you notice as well.

**LOST ITEM STATION**  
Are socks really lost in the wash or are they just reunited so much later that you think they are lost? Here is a quick way to create happy reunions for all those items that get lost while doing wash. A pegboard can be a place to include bins for change, small items lost in pockets and hooks can be added to create those joyful reunions for all the things that thought they were forever separated from their pair.

# CRAFT & OFFICE ROOMS



## WORK SMARTER

We know you're always in the midst of your next project. Whether it's that work project you want to be organized for, that craft project you are keeping all of your pieces together for, or a little bit of both. Using a pegboard option to hang items keeps your craft and office space neat and tidy without hiding your essentials away in boxes you can't see.

**PRO TIP**  
Our included cup with a cup holder can be a great option to hold items that can easily take over your desk such as pencils, scissors, and other small items.

## INSPIRATION IDEAS

**WRAPPING STATION**  
Install the pegboard of your choice and use our included paper towel holder to hold the craft ribbons of your choice. Simply hang them through the holder to create an easy pull and cut situation. Using J hooks you can add scissors, tape and gift cards all in one place for the last minute gifts that tend to crop up. Wrapped in minutes!


**OFFICE OASIS**  
With the rise of working from home, many of you are bringing your work inside your homes. While this can be overwhelming, utilizing a pegboard to hold your office supplies can provide an ease of organization.

**INSPIRATION STATION**  
Have office and craft supplies that you want to show off? Why not place them all on the same pegboard, helping to create a piece of organization that shows off your true style.



# GARAGE

# MUDROOMS



## A MODERN UPGRADE

Pegboard has been utilized in the garage for decades, but we think it's time for an upgrade. With the new matte black hardware and some paint, it is easy to create a minimalist, updated organization station for all your tools and supplies.

**PRO TIP**

As the hooks in this kit can carry a variety of weights, don't be scared to bring items to your pegboard that may be laying in a corner of the garage. Those flashlights you can never find when you need them? Utilize our cup holder to hold one in a place you can always find.

## INSPIRATION IDEAS

**OUTDOOR SPORTS**

Pegboard and hooks to create a command station to get your troops rolling in the morning. Put up double hooks for backpack and lunch boxes and install a shelf to have a handy place for water bottles, masks, etc. Customize the heights so that everyone can reach and can quickly exit the house when it is time to make the morning dash.

**TOTAL CENTER**

Gathering all the tools necessary to play your favorite sport across your house can be a challenge. Here is a handy way to group it all together and find things quickly and easily. Adding hooks with net bags for balls, hooks for rackets, hats and helmets can keep things organized and ensure they get back into the right place. Add a basket or cup to stock up on snacks as you hit the field, court or diamond.

## QUICKER MORNINGS

Mudrooms aren't the sexiest room of any home, but those who like to keep organized know how much easier it is to get out of the house in the morning. There is so much storage that needs to be put into a tight space. Depending on where you live, this space must also shoulder the storage burden of everything from heavy coats to flip flops. Often, this is also where you want trusty dog leashes, backpacks and hats, too, so there really isn't a way to keep all those items clean, organized and maintained without a strong system.

We think the best system is a pegboard here because it creates flexibility over the years and can be amended for your new hobbies and activities.

**PRO TIP**

Don't be surprised if your whole family loves having a pegboard. Hang your kid's school lunch on a hook, their favorite umbrella on a rainy day, or your briefcase. On hectic mornings, your family will always know where to go.

## INSPIRATION IDEAS

**BACKPACK STATION**

Pegboard and hooks to create a command station to get your troops rolling in the morning. Put up double hooks for backpack and lunch boxes and install a shelf to have a handy place for water bottles, masks, etc. Customize the heights so that everyone can reach and can quickly exit the house when it is time to make the morning dash.

**SPORTS CENTER**

Gathering all the tools necessary to play your favorite sport across your house can be a challenge. Here is a handy way to group it all together and find things quickly. Adding hooks with net bags for balls, hooks for rackets, hats and helmets can keep things organized and ensure they get back into the right place. Add a basket or cup to stock up on snacks as you hit the field.

**PET STATION**

Man (or woman's) best friend is certainly our favorite furry creatures. Even our furry friends come with a number of required items that make it especially hard to locate when you are ready to run to the dog park or the vet. Grouping leashes, collars, toys, treats and even the cone of shame in one place can make locating those much needed items much more simply next time you are ready to hit the trail.



# PEGBOARD HOMES

## BEDROOM

### CHANGING STATION

Pegboard has been popping up in nurseries, especially over changing tables to help manage all the items you need to make a success of it.

### TOY CORRALS

Putting toys away so that they are easy to find is helpful for parents as well as kids. Pegboard can make this process easy. It creates a visual location for kids to find their favorites and put them back when play time is over.



## BATHROOM

### MAKE-UP CENTER

In a limited bathroom space, it is always helpful to have quick access of all the necessities to hand.

### BATH TIME CENTER

Bath toys can be difficult to wrangle and putting them within reach with little ones in the tub can be the best way to solve the problem. Pegboard can be hung within easy reach and allow for clean up quickly as well.




## CLOSET

### JEWELRY STORE

Outfitting the perfect closet means hanging up your accessories in a way to easily access them when pulling together the perfect outfit. Long pieces can have pride of place and sunglasses, scarves and additional elements can all be added to complete the space.

### PURSE DISPLAY

Purses can be difficult to manage in tight spaces. This allows a quick place to change over purses and find the right item.




# THINK LIKE A DESIGNER

## PAINTING COLORS

### LET YOUR CREATIVITY SHINE

We would all like to have our kitchens look like Julia's and one tip you can take from her is painting your pegboard either a coordinating color to your kitchen walls or something to make a statement in your kitchen. If you use pegboard as your backsplash, you could even have each pegboard a different shade of the same color or each a different color all together to designate the grouping of activities happening in that location.



## COLLECTION SOLUTIONS

### GROUP ANY ASSORTMENT

One great option for pegboard is collection grouping. In a mudroom, a collection of hats could be a great focal point and a convenient place to store your collection, but you could group an assortment of collections easily and visually anywhere to make it much more simple to find the items you want. Quickly use them or to simply show off an expanding collection and be able to move them around as you grow your collection.





## PEGBOARDS AS ART

### USE A PEGBOARD AS YOUR CANVAS

If anything, this guide hopefully has shown you that pegboard is a quick and easy solution for organizing pretty much every inch of your home, but one of the best things about pegboard is that it can also be a aesthetic choice as well. Why not make your organization also be art. Whether it is organizing your yarn, arranging a gallery wall or just making the pegboard itself more beautiful with paint or wallpaper, the choices really can take you far.









*Made By Me*<sup>TM</sup>

## SHOW US HOW YOU ORGANIZE

Share your finished project on social media using **#MadeXMe**  
for a chance to be featured or win another Made by Me<sup>TM</sup> box.

@nationalhardware



For more information, visit us at:  
[www.national-hardware.com/madexme](http://www.national-hardware.com/madexme)

